


Maandag



Winter Week 2

Geef de sneeuwpop het juiste aantal knopen en maak hem verder af.

4




Zoek de 10 verschillen



Dinsdag

Cijferkleurplaat. Kleur de kleurplaat volgens de cijfers

- 0 = rood
- 0 = blauw
- 0 = geel
- 0 = groen
- 0 = bruin
- 0 = oranje
- 0 = roze



Winterkleding

Kleur alleen de kleren die je in de winter draagt.




Woensdag

Met welke letter begint het plaatje ? Zet een rondje om die letter.




sneeuwpop

p t g s



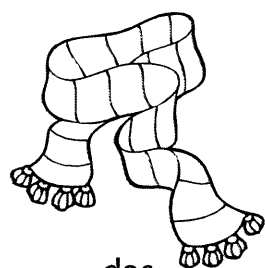
muts

h r m v



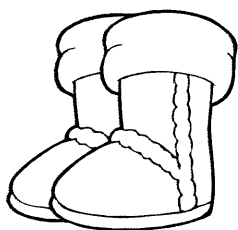
wanten

w b f s



das


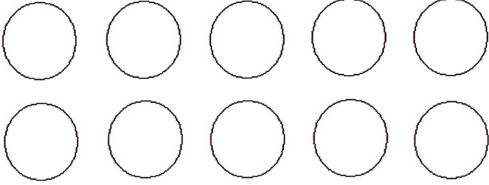
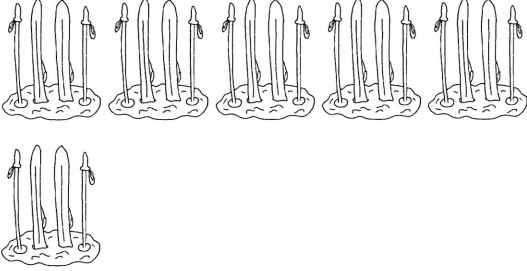
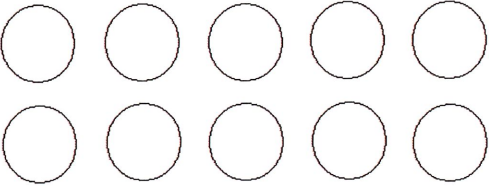

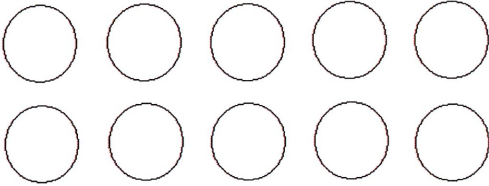

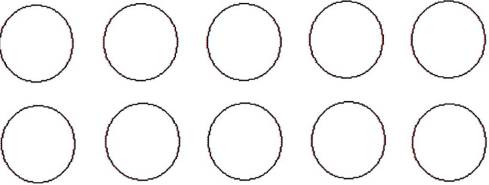

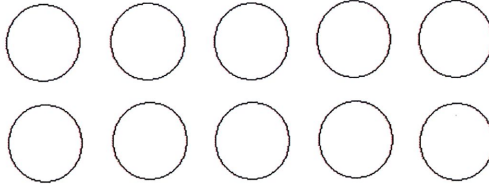
t d n z



laarzen




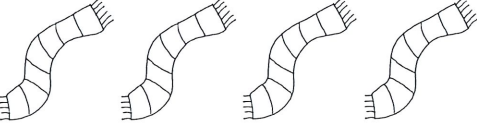
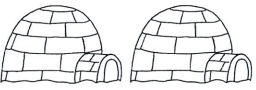
z b p l

Kleur steeds evenveel.

Donderdag

Vul aan...

3	
8	
7	
9	
6	

Verbind de woorden die met dezelfde letter beginnen.

slee

vlok

ijs

merel

vogelhuis

wanten

muts


schaats

winter

koud

kil


ijspegel



Vrijdag

Sneeuwvlok Kleuren

Geef deze sneeuwvlok mooie kleuren!



Schrijven

Schrijf zo netjes mogelijk. Volg de stippellijnen.

